

Welcome

MultiConnect mDot

The MultiConnect mDot is a secure, programmable, long-range and low-power RF module that provides data connectivity to sensors, industrial equipment, and remote appliances.

The mDot features an integrated ARM® Cortex® -M4 processor and mbed compatible software library for developers to control, monitor, and bring edge intelligence to their Internet of Things (IoT) applications.

Developer Board

The MTUDK2-ST-MDOT Developer Kit supports development with mDot devices. Use the developer board to streamline your development efforts and evaluate your products and applications. Easily plug in your communications device and use the developer kit for testing, programming, and evaluation.

Features

- USB and serial interfaces
- USB port for mbed development environment
- RS-232 DB-9 connector for serial interface
- Arduino shield socket

Safety and Regulatory Content

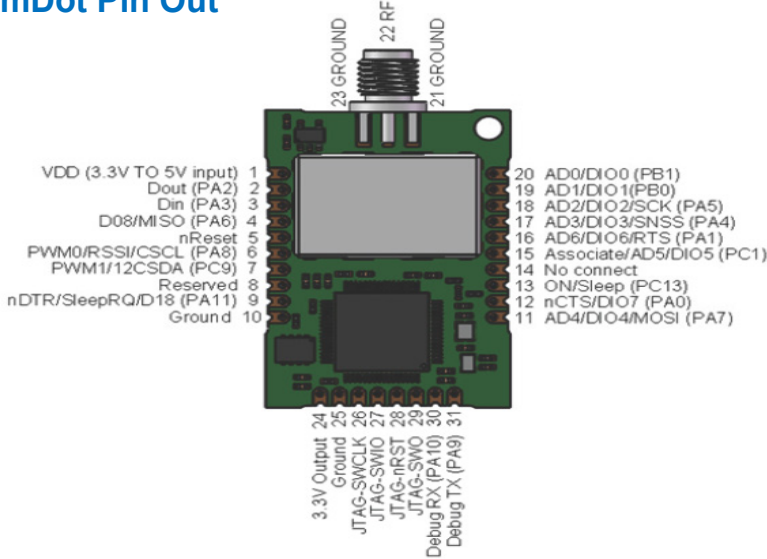
For safety and regulatory content, refer to the Developer Guide for your device.

Package Contents

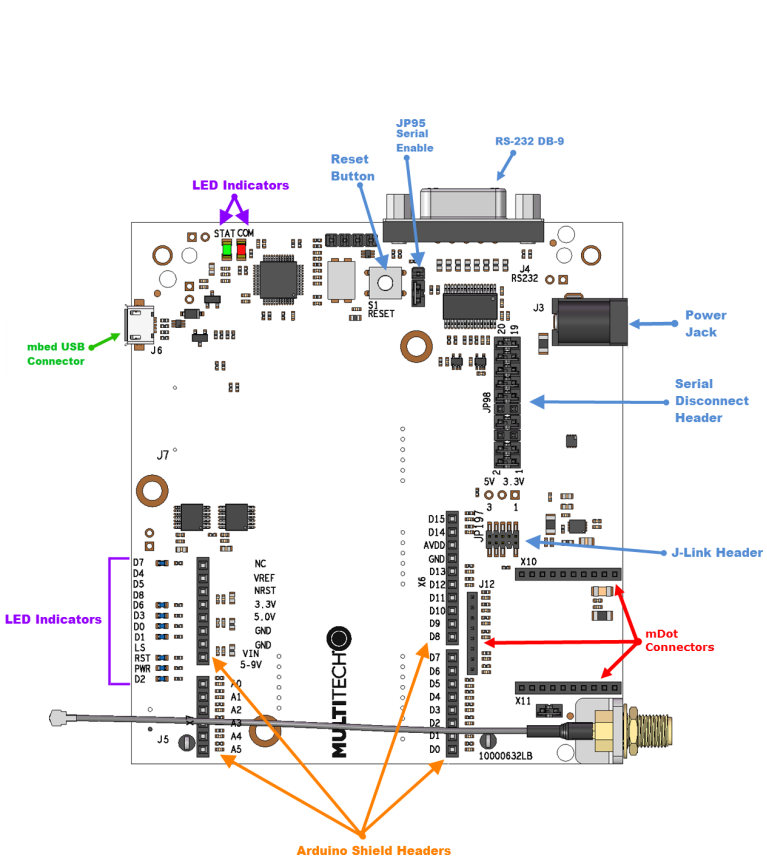
Your Developer Kit (MTUDK2-ST-MDOT) includes the following:

Developer Board	1 - MTUDK 2.0 mDot Developer Board
Cables	1 - Micro USB Cable
Antennas	1 - 868-915 MHz Antenna 1 - RSMA-to-U.FL Antenna cable
Customer Notices	Quick Start Guide
Additional	One promotional screwdriver

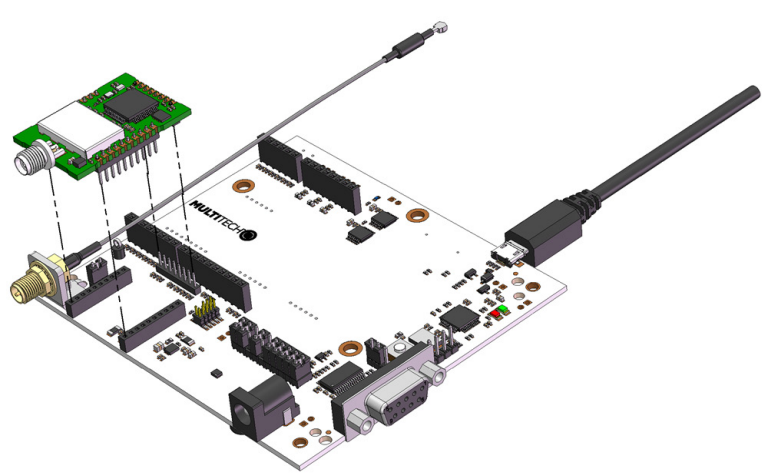
mDot Pin Out



Developer Board



Installing an mDot



To install an mDot:

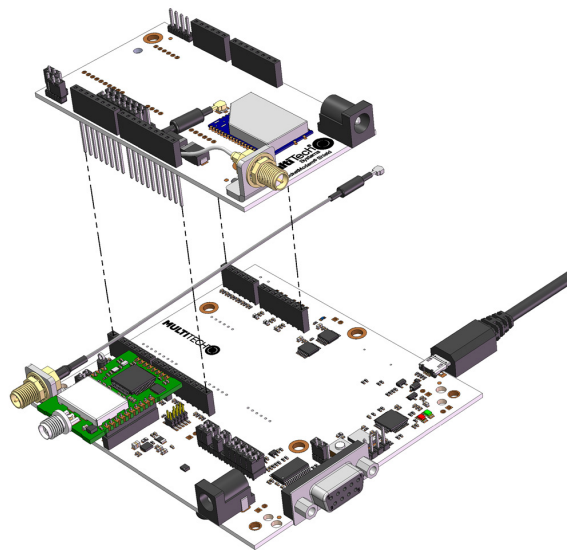
1. Align the mDot to the developer board as shown.
2. Gently press the mDot into the connectors.

Connecting an Antenna through Developer Board SMA Connectors:

Note: Depending on mDot model you may need to connect the RSMA-to-U.FL antenna cable.

1. Finger tighten the antenna to the SMA connector.
2. Attach the U.FL connector from the cable to the connector on the device.

Installing an Arduino Shield with an mDot



To use an Arduino Shield with an mDot:

Note: When using an Arduino Shield with an mDot, install the mDot on the developer board before installing the Arduino Shield.

1. Disable the developer card's serial port by adding a jumper to JP95.
2. Align the Arduino Shield on the developer board as shown.

Related Documentation

mbed Interface

The mbed platform provides free software libraries, hardware designs and online tools for professional rapid prototyping of products based on ARM microcontrollers.

The platform includes a standards-based C/C++ SDK, a microcontroller HDK and supported development boards, an online compiler and online developer collaboration tools.

mbed Links

Explore mbed: <http://developer.mbed.org/explore/>
 mbed Getting Started: <http://developer.mbed.org/getting-started/>
 mbed Handbook: <http://developer.mbed.org/handbook/Homepage>

mDot™ mbed Documentation

Visit our mDot mBed page for more information and help getting started with mbed.

<https://developer.mbed.org/platforms/MTS-mDot-F411/>

Use Cases, Application Notes, and Related Product Documentation

Use cases, application notes, and documentation for related products such as Conduit gateway and the LoRa accessory card are available on the MultiTech developer site at:

www.multitech.net

For the mDot Developer Guide go to:

www.multitech.net/developer/products/multiconnect-mdot

The mDot ships from the factory pre-loaded with our custom AT Command Firmware. For more information go to:

<https://developer.mbed.org/platforms/MTS-mDot-F411/#factory-firmware>

Copyright

This publication may not be reproduced, in whole or in part, without the specific and express prior written permission signed by an executive officer of Multi-Tech Systems, Inc.

All rights reserved. Copyright © 2015 by Multi-Tech Systems, Inc.

Multi-Tech Systems, Inc. makes no representations or warranties, whether express, implied or by estoppel, with respect to the content, information, material and recommendations herein and specifically disclaims any implied warranties of merchantability, fitness for any particular purpose and non-infringement.

Multi-Tech Systems, Inc. reserves the right to revise this publication and to make changes from time to time in the content hereof without obligation of Multi-Tech Systems, Inc. to notify any person or organization of such revisions or changes.

Trademarks

MultiTech, MultiConnect, and the MultiTech logo are registered trademarks of Multi-Tech Systems, Inc. All other brand and product names are trademarks or registered trademarks of their respective companies.

Multi-Tech Systems, Inc.

2205 Wooddale Drive
 Mounds View, Minnesota 55112 U.S.A.

Phone: 763-785-3500 or 800-328-9717

Fax: 763-785-9874

Support

Business Hours:
 M-F, 8am to 5pm CT

Europe, Middle East, Africa
 +(44) 118 959 7774

U.S., Canada, all others:

Knowledge Base


<http://www.multitech.com/kb.go>



support@multitech.com
 (800) 972-2439 or (763) 717-5863

Support Portal

<https://support.multitech.com>



MultiConnect® mDot™ Developer Kit

MTDOT Quick Start Guide

